

D6 DYNAMIC KICK DRUM MICROPHONE

OVERVIEW:

Designed, machined, assembled and tested by Audix in the USA, the D6 is a dynamic instrument microphone used for stage, studio and broadcast applications. The D6, which is characterized with a cardioid pickup pattern for isolation and feedback control, is equipped with a VLM™ (Very Low Mass) diaphragm for natural, accurate sound reproduction.

The D6 is lightweight, compact and easy to position. With a wide frequency response of 30 Hz - 15 kHz and the ability to handle sound pressure levels in excess of 144 dB, the D6 is an excellent choice for miking instruments requiring extended low frequency reproduction such as kick drum, large toms and bass cabinets.

Roadworthy construction includes a precision machined aluminum body, black anodized finish, laser etched model and serial number, steel mesh grill, Switchcraft® XLR connector and includes a tension-fit heavy duty nylon mic clip.

Transformerless design, low impedance and balanced output allow for interference-free performance even with long cable runs.

SUPPLIED ACCESSORIES:

Tension-fit heavy duty mic clip (DCLIP)
Carrying pouch (P1)

OPTIONAL ACCESSORIES:

TRIPOD- Tripod mic stand
DFLEX - All purpose percussion clamp
DVICE - Spring loaded rim mount clamp
STAND-KD - adjustable kick drum mic stand
CBL-20 - 20' XLR-XLR mic cable
CBL-DR25 - 25' right angle XLR-XLR mic cable

MODEL VARIATIONS:

D6-Nickel - same as above with a nickel finish
D6-Silver - same as above with a silver finish



FEATURES:

- Compact, lightweight
- Machined aluminum body
- VLM (very low mass) diaphragm
- Studio quality sound
- Excellent mid-bass transient response
- Handles extremely high SPL without distortion
- Roadworthy construction
- 5 year warranty

APPLICATIONS:

- Live stage, recording
- Kick drum
- Floor tom
- Bass cabinets
- Leslie bottom




D6-SILVER



D-CLIP



D6 on KD-STAND



DFLEX



CBL-20

SPECIFICATIONS:

Transducer Type	Dynamic
Frequency Response	30 Hz - 15 kHz
Polar Pattern	Cardioid
Output Impedance	200 ohms
Sensitivity	0.8 mV / Pa @ 80 Hz
Capsule Technology	VLM Type E
Off Axis Rejection	>20 dB
Maximum SPL	144 dB
Power Requirements	None
Connector	Switchcraft® male XLR connector
Polarity	Positive voltage on pin 2 relative to pin 3 of output XLR connector
Housing / Finish	Machined Aluminum / Black Hard Coat
Weight	217 g / 7.7 ounces
Length	117 mm / 4.6 inches

ARCHITECTS AND ENGINEERS SPECIFICATIONS:

The microphone shall be of the dynamic type operating on the moving coil principle and the capsule shall be VLM Type E. The polar pattern of the microphone shall be cardioid. The nominal output impedance shall be 200 ohms at 1 kHz. The microphone shall have a sensitivity of 0.8 mV / Pa at 80 Hz and will handle a sound pressure level of ≥144 dB. The microphone body shall be machined of aluminum and the grill cap shall be steel wire mesh. The overall dimensions shall be 21.5 mm in diameter at the base, 51 mm in diameter at the widest point and 117mm in length. The microphone shall be the Audix D6.

OPERATION:

The D6 is a low impedance microphone and should be plugged into a “mic level” of your console, mixer, or recording device. Please note that your microphone does not require phantom power and will not be effected in any way by phantom power should it be running simultaneously while the microphone is in operation. Avoid plugging or unplugging the microphone from the PA system unless the channel is muted or the volume of the system turned down. Failure to do so may result in a loud “popping” noise which could seriously damage the speakers in the PA system.

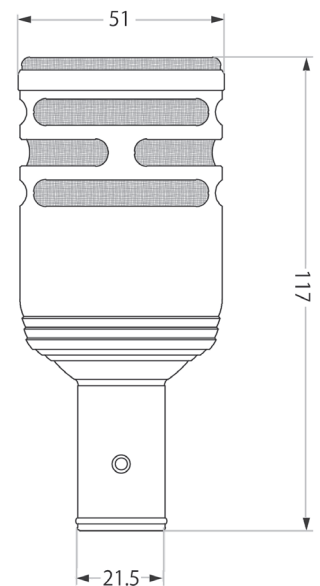
USER TIPS:

The D6 compensates for instruments with extremely high sound pressure levels by having a very low output stage. For kick drums, as a general rule, start with the mic positioned centered inside the middle of the drum pointed towards the beater. For more attack, and less bass boom, move the mic closer to the beater. For less attack and more bass, move the mic further away from the beater. For kick drums without hole in front head, place the D6 a few inches from the head for a large dynamic sound. For toms, position the mic 2 inches from the head and point towards the center of the drum. For bass cabinets, position the mic 90 degrees to the grill cloth and 1-2 inches inside the edge of the speaker.

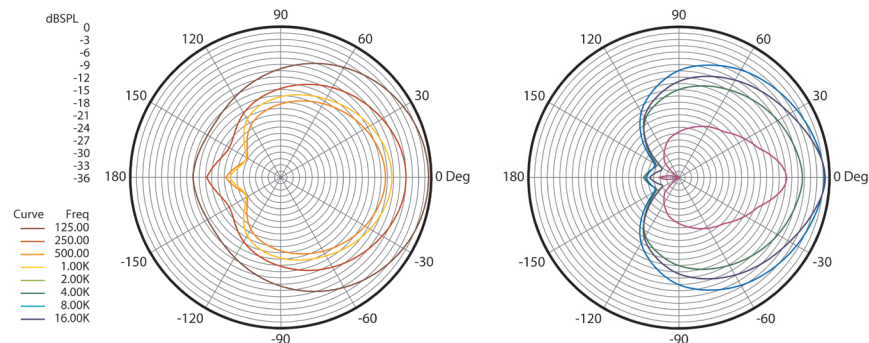
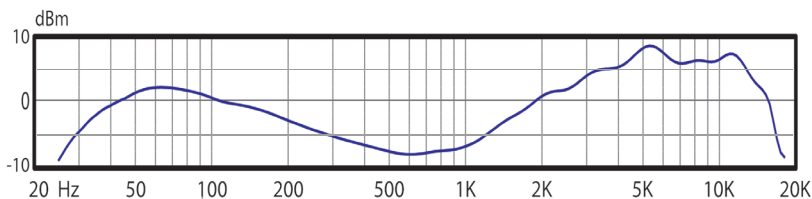
*Further miking techniques may be found on our website at www.audixusa.com

IMPORTANT: Be sure that when using the D6 to mic your kick drum that the mic is placed INSIDE the sound hole. When the head of the grill cap is lined up right AT the sound hole, there is extreme air turbulence pushing and pulling on the capsule and this can cause failure. For more complete miking instructions, go to our website and watch “How to Mic Kick Drum.”

DIMENSIONS (mm):



FREQUENCY / POLARS:



***All specifications subject to change without notice.

SERVICE AND WARRANTY:

This microphone is under warranty for a period of 5 years from any and all manufacturing defects. Should your microphone fail in any way, please contact the Audix Service department at 503-682-6933. A Return Authorization number is required before returning any products.

CARE AND MAINTENANCE:

The D6 is manufactured to exacting specs with roadworthy construction. However, the capsule is highly sensitive and should be handled with care. Avoid extreme temperatures and be sure to store your microphone in the pouch provided when not in use. Moisture of any kind can adversely affect the sound and performance of your microphone.

To register your microphone, please visit www.audixusa.com



www.audixusa.com Call: 503-682-6933 Fax: 503-682-7114
Audix Corporation 9400 SW Barber Street, Wilsonville, OR 97070